



Janseva Sevabhavi Pratishthan Bhopni's Kai. Rasika Mahavidyalaya, Deoni

Tq. Deoni Dist. Latur

(Affiliated to Swami Ramanand Teerth Marathwada University, Nanded.)
(Science, Commerce & Technology)

www.kairasikamahavidyalaya.com

NAAC Accredited 'B' Grade (UGC 2f & 12B)

Establishment Year: June 2008
Reg.No. MAHA/8734 / Date- 07-11-1998

College Code – 399
Email: rasikadeoni399@gmail.com

Hon. Mr. Govindrao Biradar
President
Janseva Sevabhavi Pratishthan
Bhopani

Hon. Mr. Gajananji Biradar
Secretary
Janseva Sevabhavi Pratishthan
Bhopani

Dr. Chandrakant A. Jawale
M.Sc., B. Ed, P.hD. FZSI, FIAES, FISST
Principal
drcajawale@gmail.com 9421481557

Declaration

This is to certify that the data, reports and copies of supporting documents
submitted to NAAC are true and verified by the IQAC.

Hence certified.

Date: 20.04.2024

Place: Deoni.


IQAC-COORDINATOR
Kai. Rasika Mahavidyalaya, Deoni
Tq. Deoni Dist. Latur




Principal
Kai. Rasika Mahavidyalaya, Deoni
Tq. Deoni Dist. Latur



JSPB's
Kai. Rasika Mahavidyalaya, Deoni, Dist. Latur

CRITERIA - II – TEACHING - LEARNING AND EVALUATION

2.1.2.2. Number of seats earmarked for reserved category as per GOI/ State Government rule year wise during last five years.


Category Wise Percentage of Reservation Sanctioned seats for admission of students by the Central/ State Government


B.Sc./ B.Com./ B.C.A. = (Total No. of Earmarked Students for RC = 160)

Category	Reservation (%)	B.Sc.	B.Com.	B.C.A.	Total Earmarked
	Out of 100 %	Out of 120	Out of 120	Out of 80	Out of 320
GEN/OPEN	50 %	60	60	40	160
SC	13 %	16	16	10	42
ST	07 %	08	08	06	22
OBC	30 %	36	36	24	96
Total RC Students	50 %	60	60	40	160

*Abbreviation: RC = Reserved Categories




IQAC-COORDINATOR
Kai.Rasika Mahavidyalaya, Deoni
Tq.Deoni Dist.Latur


Principal
Kai. Rasika Mahavidyalaya, Deoni
Tq. Deoni Dist. Latur

JSPB's
Kai. Rasika Mahavidyalaya, Deoni, Dist. Latur



CRITERIA - II – TEACHING - LEARNING AND EVALUATION

2.1.2.1. Number of actual students admitted from the reserved categories year wise during last five years (Exclusive of supernumerary seats)

Academic Year – 2018 - 19

Class	SC			ST			OBC			Open			Admitted Students		
	Male	Female	Total	Male	Female	Total	Male	Female	Total	Male	Female	Total	Male	Female	Total
B.Sc. FY	04	08	12	01	01	02	18	17	35	41	32	73	64	58	122
B.Com. FY	10	04	14	02	00	02	27	09	36	38	16	54	77	29	106
B.C.A. FY	06	02	08	00	00	00	00	00	00	00	00	00	06	02	08
Total	20	14	34	03	01	04	45	26	71	79	48	127	147	89	236
Total- RC	109						127						236		

Academic Year – 2019 - 20

Class	SC			ST			OBC			Open			Admitted Students		
	Male	Female	Total	Male	Female	Total	Male	Female	Total	Male	Female	Total	Male	Female	Total
B.Sc. FY	07	00	07	00	01	01	07	11	18	20	32	52	34	44	78
B.Com. FY	06	00	06	00	01	01	23	09	32	33	16	49	62	26	88
B.C.A. FY	00	00	00	00	00	00	00	00	00	00	00	00	00	00	00
Total	13	00	13	00	02	02	30	20	50	53	48	101	96	70	166
Total- RC	65						101						166		



(Signature)
IQAC-COORDINATOR
Kai. Rasika Mahavidyalaya, Deoni
Tq. Deoni Dist. Latur

(Signature)
Principal
Kai. Rasika Mahavidyalaya, Deoni
Tq. Deoni Dist. Latur



JSPB's

Kai. Rasika Mahavidyalaya, Deoni, Dist. Latur

CRITERIA - II – TEACHING - LEARNING AND EVALUATION

2.1.2. No. of actual students admitted from the reserved categories against sanctioned seats by the Central/ State Government of Maharashtra

Academic Year – 2020 - 21

Class	SC			ST			OBC			Open			Admitted Students		
	Male	Female	Total	Male	Female	Total	Male	Female	Total	Male	Female	Total	Male	Female	Total
B.Sc. FY	08	01	09	00	00	00	14	13	27	20	11	31	42	25	67
B.Com. FY	03	01	04	01	00	01	08	04	12	20	11	31	32	16	48
B.C.A. FY	00	00	00	00	00	00	00	00	00	00	00	00	00	00	00
Total	11	02	13	01	00	01	22	18	40	40	22	62	74	41	116
						54						62			116

Academic Year – 2021 - 22

Class	SC			ST			OBC			Open			Admitted Students		
	Male	Female	Total	Male	Female	Total	Male	Female	Total	Male	Female	Total	Male	Female	Total
B.Sc. FY	05	09	14	01	01	02	20	11	31	27	28	55	53	49	102
B.Com. FY	03	03	06	00	00	00	08	02	10	24	09	33	35	14	49
B.C.A. FY	00	00	00	00	00	00	00	00	00	00	00	00	00	00	00
Total	08	12	20	01	01	02	28	13	41	51	37	88	88	63	151
Total- RC						63						88			151



Sumit
IQAC-COORDINATOR
Kai.Rasika Mahavidyalaya, Deoni
Tq.Deoni Dist.Latur

Jawar
Principal
Kai. Rasika Mahavidyalaya, Deoni
Tq. Deoni Dist. Latur



JSPB's

Kai. Rasika Mahavidyalaya, Deoni, Dist. Latur


CRITERIA - II - TEACHING - LEARNING AND EVALUATION


2.1.2. No. of actual students admitted from the reserved categories against sanctioned seats by the Central/ State Government of Maharashtra

Academic Year – 2022 - 23

Class	SC			ST			OBC			Open			Admitted Students		
	Male	Female	Total	Male	Female	Total	Male	Female	Total	Male	Female	Total	Male	Female	Total
B.Sc. FY	08	04	12	02	01	03	21	20	41	39	35	74	70	60	130
B.Com. FY	10	00	10	01	00	01	25	10	35	29	16	45	65	26	91
B.C.A. FY	05	01	06	00	01	01	11	04	15	41	17	58	57	23	80
Total	23	05	28	03	02	05	57	34	91	106	65	177	192	109	301
Total- RC	124						177			301					




IQAC-COORDINATOR
Kai.Rasika Mahavidyalaya, Deoni
Tq.Deoni Dist.Latur


Principal
Kai.Rasika Mahavidyalaya, Deoni
Tq. Deoni Dist. Latur



JSPB's

Kai. Rasika Mahavidyalaya, Deoni, Dist. Latur

CRITERIA - II – TEACHING - LEARNING AND EVALUATION

2.1.2. No. of actual students admitted from the reserved categories against sanctioned seats by the Central/ State Government of Maharashtra

2.1.2.1. Number of actual students admitted from the reserved categories year wise during last five years
(Exclusive of supernumerary seats)

Academic Year	2022-23	2021-22	2020-21	2019-20	2018-19
No. of Students Admitted	124	63	54	65	109

2.1.2.2. Number of seats earmarked for reserved category as per GOI/ State Government rule year wise during last five years.

Academic Year	2022-23	2021-22	2020-21	2019-20	2018-19
No. of Sanctioned Seats	160	160	160	160	160


Percentage = $\frac{\text{Total number of actual students admitted from the reserved categories during the last five years}}{\text{Total number of seats earmarked for reserved category as per Govt rule during the last five years}} \times 100$

$$= \frac{124+63+54+65+109}{160+160+160+160+160} \times 100 = \frac{415}{800} \times 100 = 51.88 \%$$

Percentage = 51.88 %




IQAC-COORDINATOR
Kai. Rasika Mahavidyalaya, Deoni
Tq. Deoni Dist. Latur


Principal
Kai. Rasika Mahavidyalaya, Deoni
Tq. Deoni Dist. Latur